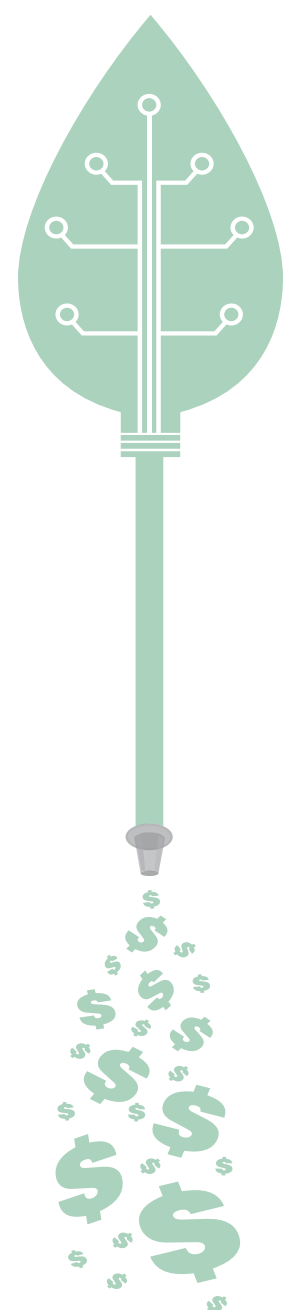


GREEN POWER FACTOR



Projected Savings Matrix – Residential

ELECTRIC USE KILOWATT-HOUR		COST BEFORE YOUR UTILITY BILL		AFTER GPF UNIT DEDUCT SAVINGS*	
MONTHLY	ANNUAL	MONTHLY	ANNUAL	MONTHLY	ANNUAL
500	6,000	\$76	\$910	\$15	\$182
1,000	12,000	\$152	\$1,819	\$30	\$364
1,500	18,000	\$227	\$2,729	\$45	\$546
2,000	24,000	\$303	\$3,639	\$61	\$728
2,500	30,000	\$379	\$4,549	\$76	\$910
3,000	36,000	\$455	\$5,458	\$91	\$1,092
3,500	42,000	\$531	\$6,368	\$106	\$1,274
4,000	48,000	\$606	\$7,278	\$121	\$1,456
4,500	54,000	\$682	\$8,188	\$136	\$1,638
5,000	60,000	\$758	\$9,097	\$152	\$1,819
5,500	66,000	\$834	\$10,007	\$167	\$2,001
6,000	72,000	\$910	\$10,917	\$182	\$2,183
6,500	78,000	\$986	\$11,827	\$197	\$2,365



¢0.15 per kWh, including Supply & Delivery
1.0825% Tax on Supply & Delivery

20% Projected Savings*

**Savings may vary based on residential consumption type.*

POWER FACTOR CORRECTION = REAL SAVINGS FOR REAL PEOPLE

Contact us right away
for all the details.



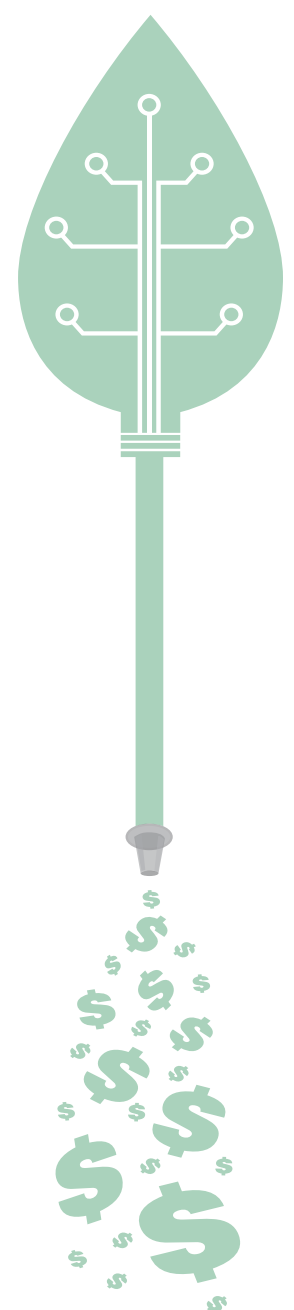
Green Power Factor, Inc.
104 Noxon Road ■ Poughkeepsie, NY 12603
(914) 205-7200 ■ support@greenpowerfactor.com
www.greenpowerfactor.com

GREEN POWER FACTOR



Projected Savings Matrix – Small Commercial

ELECTRIC USE KILOWATT-HOUR		COST BEFORE YOUR UTILITY BILL		AFTER GPF UNIT DEDUCT SAVINGS*	
MONTHLY	ANNUAL	MONTHLY	ANNUAL	MONTHLY	ANNUAL
4,000	48,000	\$606	\$7,278	\$121	\$1,456
5,000	60,000	\$758	\$9,097	\$152	\$1,819
6,000	72,000	\$910	\$10,917	\$182	\$2,183
7,000	84,000	\$1,061	\$12,736	\$212	\$2,547
8,000	96,000	\$1,213	\$14,556	\$243	\$2,911
9,000	108,000	\$1,365	\$16,375	\$273	\$3,275
10,000	120,000	\$1,516	\$18,195	\$303	\$3,639
11,000	132,000	\$1,668	\$20,014	\$334	\$4,003
12,000	144,000	\$1,819	\$21,834	\$364	\$4,367
13,000	156,000	\$1,971	\$23,653	\$394	\$4,731
14,000	168,000	\$2,123	\$25,473	\$425	\$5,095
15,000	180,000	\$2,774	\$27,292	\$455	\$5,458
16,000	192,000	\$2,426	\$29,112	\$485	\$5,822



¢0.15 per kWh, including Supply & Delivery
1.0825% Tax on Supply & Delivery

20% Projected Savings*

**Savings may vary based on commercial consumption type.*

POWER FACTOR CORRECTION = REAL SAVINGS FOR REAL PEOPLE

Contact us right away
for all the details.



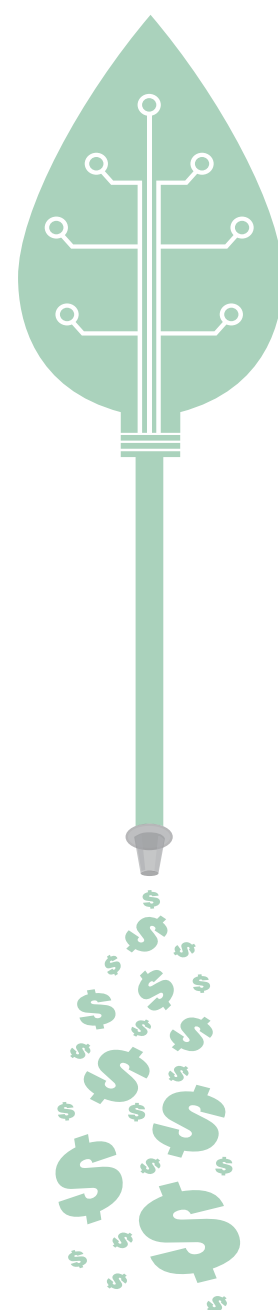
Green Power Factor, Inc.
104 Noxon Road ■ Poughkeepsie, NY 12603
(914) 205-7200 ■ support@greenpowerfactor.com
www.greenpowerfactor.com

GREEN POWER FACTOR



Projected Savings Matrix – Large Commercial

ELECTRIC USE KILOWATT-HOUR		COST BEFORE YOUR UTILITY BILL		AFTER GPF UNIT DEDUCT SAVINGS*	
MONTHLY	ANNUAL	MONTHLY	ANNUAL	MONTHLY	ANNUAL
10,000	120,000	\$1,516	\$18,195	\$303	\$3,639
12,000	144,000	\$1,819	\$21,834	\$364	\$4,367
14,000	168,000	\$2,123	\$25,473	\$425	\$5,095
16,000	192,000	\$2,426	\$29,112	\$485	\$5,822
18,000	216,000	\$2,729	\$32,751	\$546	\$6,550
20,000	240,000	\$3,032	\$36,390	\$606	\$7,278
22,000	264,000	\$3,336	\$40,029	\$667	\$8,006
24,000	288,000	\$3,639	\$43,668	\$728	\$8,734
26,000	312,000	\$3,942	\$47,307	\$788	\$9,461
28,000	336,000	\$4,245	\$50,946	\$849	\$10,189
30,000	360,000	\$4,549	\$54,585	\$910	\$10,917
32,000	384,000	\$4,852	\$58,224	\$970	\$11,645
34,000	408,000	\$5,155	\$61,862	\$1,031	\$12,372
36,000	432,000	\$5,458	\$65,501	\$1,092	\$13,100
38,000	456,000	\$5,762	\$69,140	\$1,152	\$13,828
40,000	480,000	\$6,065	\$72,779	\$1,213	\$14,556



\$0.15 per kWh, including Supply & Delivery
1.0825% Tax on Supply & Delivery



20% Projected Savings*

**Savings may vary based on commercial consumption type.*

POWER FACTOR CORRECTION = REAL SAVINGS FOR REAL PEOPLE

Contact us right away
for all the details.



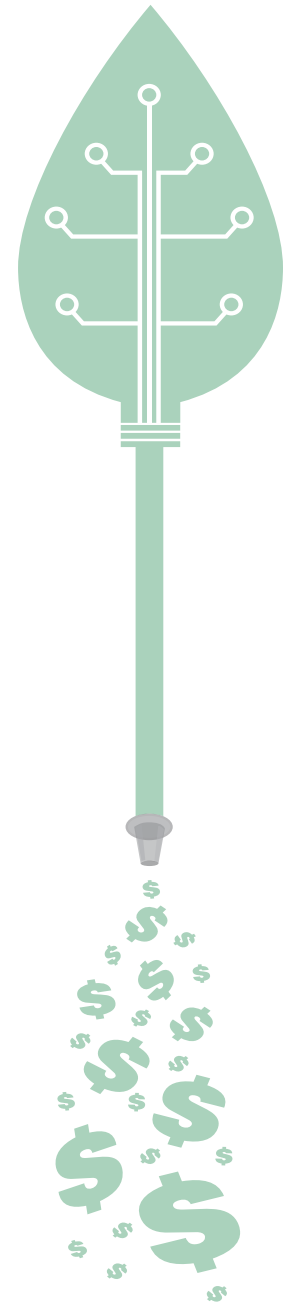
Green Power Factor, Inc.
104 Noxon Road ■ Poughkeepsie, NY 12603
(914) 205-7200 ■ support@greenpowerfactor.com
www.greenpowerfactor.com

GREEN POWER FACTOR



Projected Savings Matrix – Extra-Large Commercial

ELECTRIC USE KILOWATT-HOUR		COST BEFORE YOUR UTILITY BILL		AFTER GPF UNIT DEDUCT SAVINGS*	
MONTHLY	ANNUAL	MONTHLY	ANNUAL	MONTHLY	ANNUAL
30,000	360,000	\$4,549	\$54,585	\$910	\$10,917
35,000	420,000	\$5,307	\$63,682	\$1,061	\$12,736
40,000	480,000	\$6,065	\$72,779	\$1,213	\$14,556
45,000	540,000	\$6,823	\$81,877	\$1,365	\$16,375
50,000	600,000	\$7,581	\$90,974	\$1,516	\$18,195
55,000	660,000	\$8,339	\$100,072	\$1,668	\$20,014
60,000	720,000	\$9,097	\$109,169	\$1,819	\$21,834
65,000	780,000	\$9,856	\$118,267	\$1,971	\$23,653
70,000	840,000	\$10,614	\$127,364	\$2,123	\$25,473
75,000	900,000	\$11,372	\$136,461	\$2,274	\$27,292
80,000	960,000	\$12,130	\$145,559	\$2,426	\$29,112
85,000	1,020,000	\$12,888	\$154,656	\$2,578	\$30,931
90,000	1,080,000	\$13,646	\$163,754	\$2,729	\$32,751
95,000	1,140,000	\$14,404	\$172,851	\$2,881	\$34,570
100,000	1,200,000	\$15,162	\$181,949	\$3,032	\$36,390



\$0.15 per kWh, including Supply & Delivery
1.0825% Tax on Supply & Delivery

20% Projected Savings*

**Savings may vary based on commercial consumption type.*

POWER FACTOR CORRECTION = REAL SAVINGS FOR REAL PEOPLE

Contact us right away
for all the details.



Green Power Factor, Inc.
104 Noxon Road ■ Poughkeepsie, NY 12603
(914) 205-7200 ■ support@greenpowerfactor.com
www.greenpowerfactor.com